



INDIAN SCHOOL AL WADI AL KABIR
2025-2026

POST MIDTERM ASSESSMENT REVISION PAPER

NAME:			ROLL NO:
CLASS: I	SEC:	SUBJECT - HINDI 2nd LANGUAGE	DATE:

I. Think and answer.

1. इ + ए =


2. य् + ऐ =

II. Circle the correct letter.

1. ख् + ए = खे / ख

2. फ् + ऐ = फ / फै

III. Look at the pictures and fill in the missing matra to complete the words:

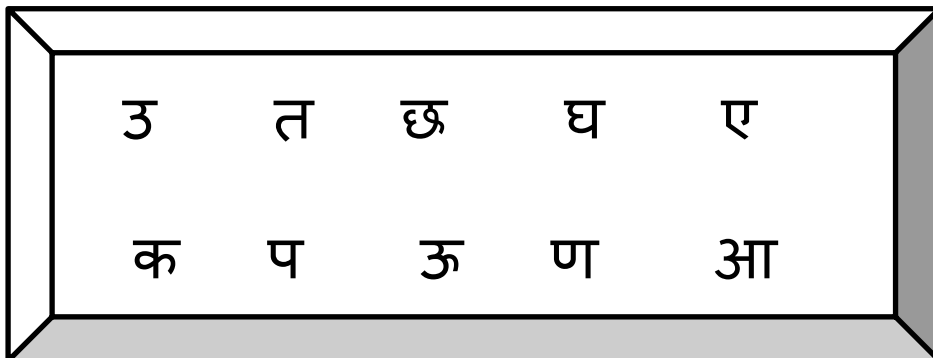


अन_र



_त र

IV. Identify the Hindi vowels and circle them.




V. Circle only the first letter for the names of the pictures given below.



द ए



फ प




छ च




भ थ

VI. Circle the correctly spelt Hindi words for the given pictures.




(पलक / पालक)



(केला / खेला)



(आलू / आलु)



(पेढ़ / पेड़)


VII. Frame meaningful sentences in Hindi.

1. यह - this

2. वह - that

VIII. Write the names of the given pictures in Hindi:

1.




2.



IX. Who am I? Write the name in Hindi.

I am a green vegetable.



X. Circle the correct Hindi meaning for the given English words.

1. money

पैला

पसा

पैसा

2. apple

सेव

सेब

सब

XI. Look at the picture and choose the correct option to complete the sentences.

1. सीता



पकड़ । [ऐनक / एनक]

2. रमन



ला । [एम / आम]

3. राज



खा । [माजर / गाजर]